

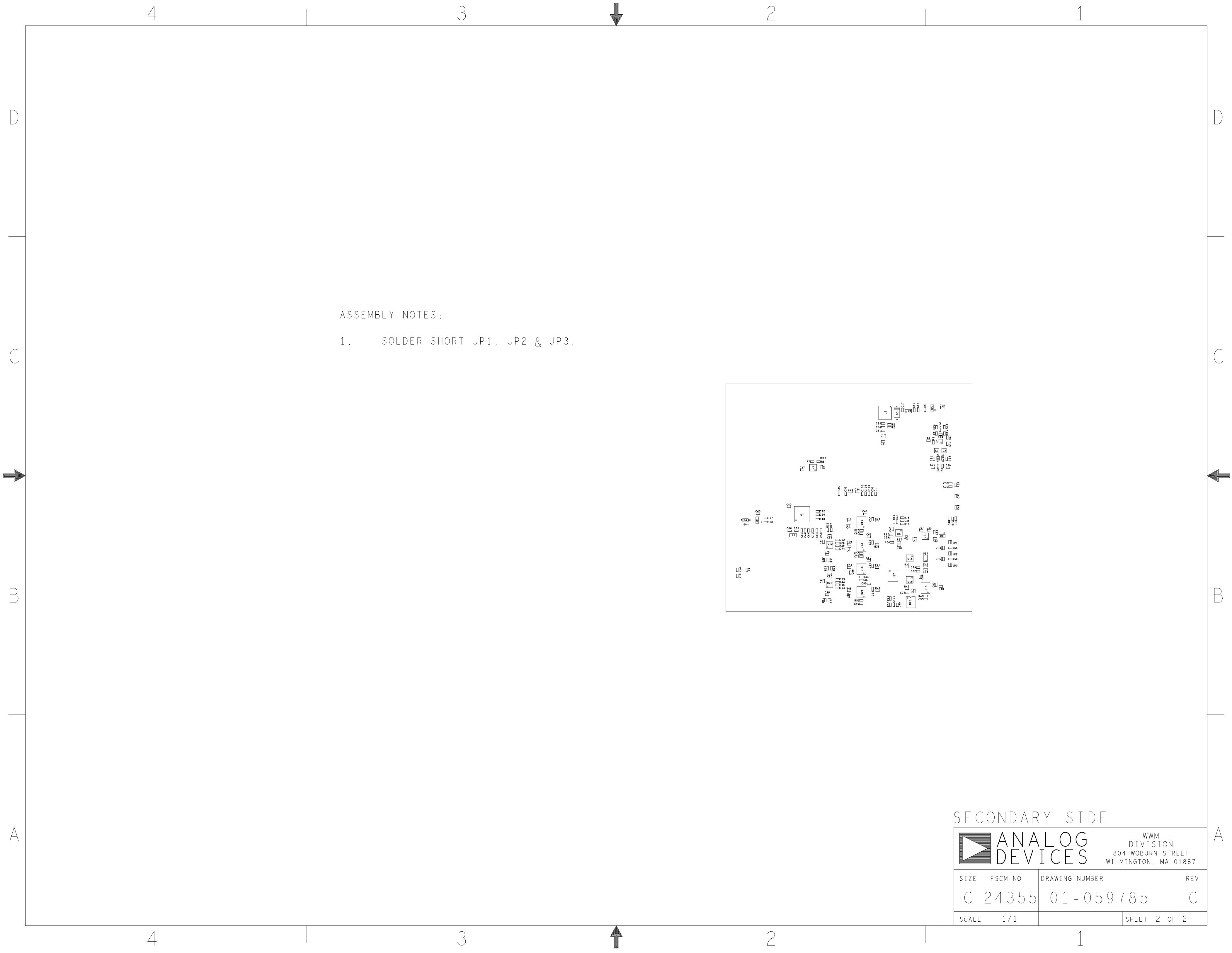
REVISIONS			
REV	DESCRIPTION	DATE	APPROVED
A	INITIAL RELEASE	21JUL21	A.UY
B	AS PER ECR-109977	15SEP22	A.UY
C	AS PER ECR-111700	24NOV22	A.UY

ASSEMBLY NOTES:

- BOARD ACCEPTABILITY PER ANALOG DEVICES, INC. SPECIFICATION TST00119 (LATEST REVISION).
- REPAIRS PER IPC-7711/21(LATEST REVISION) ARE ALLOWED.
- REPAIRS ARE NOT ALLOWED IN SOLDERMASK FREE AREAS ON EITHER SIDE OF THE BOARD.
- RoHS COMPLIANCE: ASSEMBLY VENDOR SHOULD ASSURE COMPLIANCE WITH LEAD-FREE AND RoHS PCB ASSEMBLY STANDARDS (EU RoHS DIRECTIVE 2002/95/EC).
- ADD CONTROL KNOB (N059034) TO THE SHAFT OF S1.

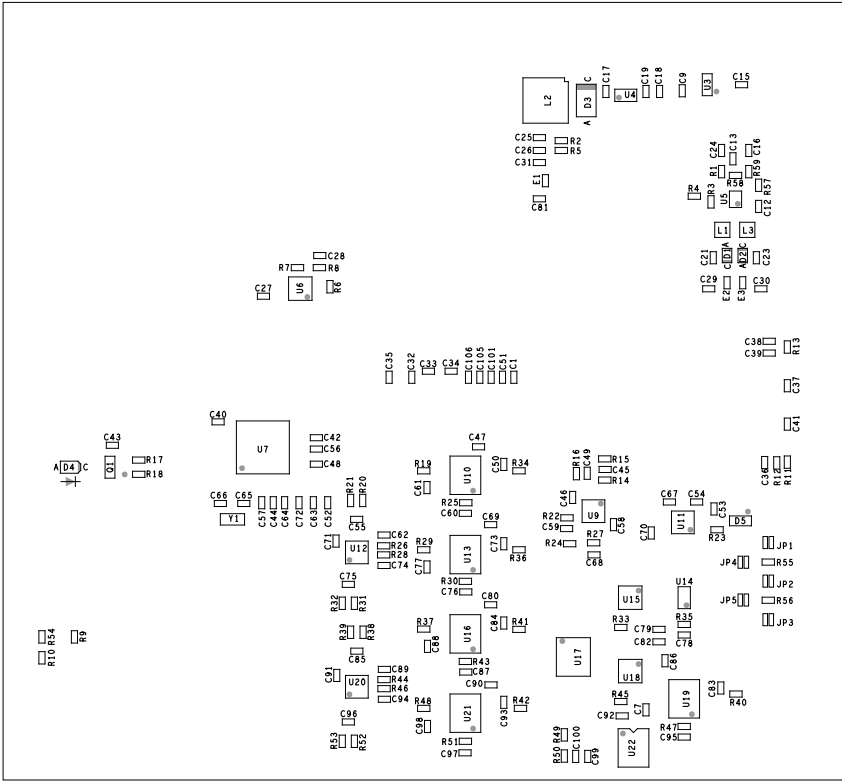
PRIMARY SIDE

UNLESS OTHERWISE SPECIFIED DIMENSIONS ARE IN MM TOLERANCES DECIMALS FRACTIONS ANGLES .XX -.010 --1/32 -- 2 .XXX -.005 .XXX -.0050	APPROVAL	DATE	<div><div></div><div>ANALOG DEVICES</div></div> <div>WWM DIVISION 804 WOBURN STREET WILMINGTON, MA 01887</div>			
	TEMPLATE ENGINEER					
	HARDWARE SERVICES M.VALE	21JUL21	TITLE ASSEMBLY CUSTOMER EVAL Z EVAL-CN0359-EBZ			
	HARDWARE SYSTEMS					
MATERIAL	TEST ENGINEER					
FINISH	COMPONENT ENGINEER M.YAN	21JUL21	SIZE	FSCM NO	DRAWING NUMBER	REV
	TEST PROCESS		C	24355	01-059785	C
	HARDWARE RELEASE K.JABATAN	21JUL21	SCALE	1/1		SHEET 1 OF 2

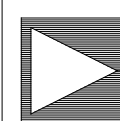


ASSEMBLY NOTES:

1. SOLDER SHORT JP1, JP2 & JP3.



SECONDARY SIDE

<div><div>ANALOG DEVICES</div><div>WWM DIVISION 804 WOBURN STREET WILMINGTON, MA 01887</div></div>			
SIZE	FSCM NO	DRAWING NUMBER	REV
C	24355	01-059785	C
SCALE	1 / 1	SHEET 2 OF 2	